


Name of the Company: **TMT(INDIA) LTD**

Scrip Code, Name of the scrip 522171, class of security: **EQUITY**

As on: 30.09.2015


Partly paid-up shares:-	No. of partly paid-up shares	As a % of total no. of partly paid-up shares	As a % of total no. of shares of the company
Held by promoter/promoters group	0	0	0
Held by public	764300	100	15.43
Total	764300	100	15.43
Outstanding convertible securities:-	No. of outstanding securities	As a % of total No. of outstanding convertible securities	As a % of total no. of shares of the company, assuming full conversion of the convertible securities
Held by promoter/promoter group	0	0	0
Held by public	0	0	0
Total	0	0	0
Warrants:-	No. of warrants	As a % of total no. of warrants	As a % of total no. of shares of the company, assuming full conversion of warrants
Held by promoter/ promoter group	0	0	0.00
Held by public	0	0	
Total	0	0	0.00
Total paid-up capital of the company assuming full conversion of warrants and convertible securities	4189500		



TMT(INDIA) LTD

(I)(a) Statement showing Shareholding Pattern in Clause-35 as on 30.09.2015

Cate-gory code (I)	Category of Shareholder (II)	Number of shareholders (III)	Total number of shares (IV)	Number of shares held in dematerialized form (V)	Total shareholding as a percentage of total number of shares		Share Pledged or otherwise encumbered	
					As a % of (A+B) (VI)	As a % of (A+B+C) (VII)	Number of shares (VIII)	As a % (IX) = (VIII/IV)
(A)	Shareholding of Promoter and Promoter Group							
(1)	Indian							
(a)	Individuals/ Hindu Undivided Family	3	2451000	0	49.48	49.48	0.00	0.00
(b)	Central Government / State Government (s)	0	0	0	0.00	0.00	0.00	0.00
(c)	Bodies Corporate	0	0	0	0.00	0.00	0.00	0.00
(d)	Financial Institutions / Banks	0	0	0	0.00	0.00	0.00	0.00
(e)	Any Other (specify)	0	0	0	0.00	0.00	0.00	0.00
	Sub-Total (A)(1)	3	2451000	0	49.48	49.48	0.00	0.00
(2)	Foreign							
(a)	Individuals (Non-Resident Individuals/ Foreign Individuals)	0	0	0	0.00	0.00	0.00	0.00
(b)	Bodies Corporate	0	0	0	0.00	0.00	0.00	0.00
(c)	Institutions	0	0	0	0.00	0.00	0.00	0.00
(d)	Qualified Foreign Investor	0	0	0	0.00	0.00	0.00	0.00
(e)	Any Other (specify)	0	0	0	0.00	0.00	0.00	0.00
	Sub-Total (A)(2)	0	0	0	0.00	0.00	0.00	0.00
	Total Shareholding of Promoter and Promoter Group (A) = (A)(1)+(A)(2)	3	2451000	0	49.48	49.48	0.00	0.00
(B)	Public Shareholding							
(1)	Institutions							
(a)	Mutual Funds / UTI	0	0	0	0.00	0.00	0.00	0.00
(b)	Financial Institutions / Banks	0	0	0	0.00	0.00	0.00	0.00
(c)	Central Government / State Government (s)	0	0	0	0.00	0.00	0.00	0.00
(d)	Venture Capital Funds	0	0	0	0.00	0.00	0.00	0.00
(e)	Insurance Companies	0	0	0	0.00	0.00	0.00	0.00
(f)	Foreign Institutional Investors	0	0	0	0.00	0.00	0.00	0.00
(g)	Foreign Venture Capital Investors	0	0	0	0.00	0.00	0.00	0.00
(h)	Qualified Foreign Investor	0	0	0	0.00	0.00	0.00	0.00
(i)	Any Other (specify)	0	0	0	0.00	0.00	0.00	0.00
	Sub-Total (B)(1)	0	0	0	0.00	0.00	0.00	0.00
(2)	Non-institutions							
(a)	Bodies Corporate	43	84600	0	1.71	1.71	0.00	0.00
(b)	Individuals - (i) Individual shareholders holding nominal share capital up to Rs.1 lakh.	6202	1385800	0	27.97	27.97	0.00	0.00
	(ii) Individual shareholders holding nominal share capital in excess of Rs.1 lakh	11	1032400	0	20.84	20.84	0	0.00
(c)	Qualified Foreign Investor	0	0	0	0.00	0.00	0.00	0.00
(d)	Any Other (specify)							
	- Non-resident Indians	0	0	0	0.00	0.00	0.00	0.00
	- Clearing Members	0	0	0	0.00	0.00	0	0.00
	Sub-Total (B)(2)	6256	2502800	0	50.52	50.52	0.00	0.00
	Total Public Shareholding (B)=(B)(1)+(B)(2)	6256	2502800	0	50.52	50.52	0	0
	TOTAL (A)+(B)	6259	4953800	0	100.00	100.00	0.00	0.00
(C)	Shares held by Custodians and against which Depository Receipts have been issued							
(1)	Promoter and Promoter Group	0	0	0	0.00	0.00	0.00	0.00
(2)	Public	0	0	0	0.00	0.00	0.00	0.00
	GRAND TOTAL (A)+(B)+(C)	6259	4953800	0	100.00	100.00	0.00	0.00



Statement showing holding of securities (Including shares, warrants, convertible securities) of persons belonging to the category "Promoter and Promoter Group"

(1)(b)

Sl No.	Name of the shareholder	Total shares held		Encumbered Shares (*)			Details of warrants		Details of Convertible Securities			Total Shares (including underlying shares assuming full conversion of warrants and convertible securities) as a % of diluted share capital
				No	As a percentage of sub-	AS a % of grand total (A) + (B) + (C)	No. of warrants held	As a % total number of warrants of the same	Number of convertible securities held	As a % total number of convertible securities of the same class		
		III	IV	V	VI=V/III*	VII	VIII	IX	X	XI		
1	Tumbalam Gooty Veera Prasad	3,50,800	7.08%	0	0	0.00	0	0	0	0.00	7.08%	
2	Robit Nag	7,00,000	14.13%	0	0	0.00	0	0	0	0.00	14.13%	
3	Aruna Kumari T.G.N	14,00,300	28.27%	0	0	0.00	0	0	0	0.00	28.27%	
	TOTAL	24,51,000	49.48%	0	0	0.00	0	0	0	0.00	49.48%	

Statement showing holding of securities (including shares, warrants, convertible securities) of persons belonging to the category "Public" and holding more than 1% of the total number of shares

(1)(C)(i)

Sl No.	Name of the shareholder	No. of Shares	Shares as a percentage of total no. of shares i.e., Grand Total (A)+(B)+(C) indicated in Statement at para (1)(a) above	Details of Warrants		Details of Convertible Securities		Total Shares (including underlying shares assuming full conversion of warrants and convertible securities) as a % of diluted share capital
				No of Warrants held	As a % total number of warrants of the same class	No of convertible Securities	% w.r.t total number of convertible securities of the same class	
1	KISHORE BABU PVK	192240	3.88%	0	0.00	0	0.00	3.88%
2	NAGESWARA RAO PRATTIPATI	191360	3.86%	0	0.00	0	0.00	3.86%
3	G.SANJEEVNATH	170490	3.44%	0	0.00	0	0.00	3.44%
4	SATYA SRINAG PASAM	101500	2.05%	0	0.00	0	0.00	2.05%
5	B.F.SINGH	70000	1.41%	0	0.00	0	0.00	1.41%
6	PRASAD Y.N.S	50000	1.01%	0	0.00	0	0.00	1.01%
7	RAMANA MURTHY A.V	165210	3.34%	0	0.00	0	0.00	3.34%
	TOTAL	940800	18.99%	0	0.00	0	0.00	18.99%

(1)(C)(ii) Statement showing holding of securities (including shares, warrants, convertible securities) of persons (together with PAC) belonging to the category "Public" and holding more than 5% of the total number of shares of the company


Sl No.	Name of the shareholder(s) and the Persons Acting in Concert (PAC)	Number of shares	Shares as a percentage of total number of shares (i.e., Grand total (A)+(B)+(C) indicated in Statement at para (1)(a) above)	Details of convertible securities			Total shares (including underlying shares assuming full conversion of warrants and convertible securities) as a % of diluted share capital
				As a % total number of warrants of the same class	Number of convertible securities held	% w.r.t total number of convertible securities of the same class	
							N.A
	Total						

(1)(d) Statement showing details of locked-in shares

Sl No.	Name of the shareholder	Lock In upto	No. of locked-in shares	Locked-in shares as a percentage of total no. of shares i.e., Grand Total (A)+(B)+(C) indicated in Statement at para (1)(a) above
1	Gokaraju Raghu Rama Raju	02.09.2015	1400000	28.26%
	TOTAL		1400000	28.26%

(1)(e) Statement showing details of Depository Receipts (DRs)

Sl No.	Type of outstanding DR (ADRs, GDRs, SDRs, etc.)	No. of shares underlying outstanding DRs	Shares underlying outstanding DRs as a percentage of total no. of shares i.e., Grand Total (A)+(B)+(C) indicated in Statement at para (1)(a) above
	TOTAL		



Statement showing Holding of Depository Receipts (DRs), where underlying shares are in excess of 1% of the

(1)(f) total number of shares

Sl No.	Name of the DR Holders	No. of shares underlying outstanding DRs	Shares underlying outstanding DRs as a percentage of total no. of shares i.e., Grand Total (A)+(B)+(C) indicated in Statement at para (1)(a) above
1			
	TOTAL		

(III) (a) Statement showing the voting pattern of shareholders, if more than one class of shares/securities is issued by the issuer.

-- NA

(Give description of voting rights for each class of security

Class X:

Class Y:

Class Z:)

Category	Category of shareholder	Number of Voting Rights held in each class of securities			Total Voting Rights (III+IV+V)	Total Voting rights i.e. (VI)	
		Class X	Class Y	Class Z		As a percentage of (A+B)	As a percentage of (A+B+C)
(I)	(II)	(III)	(IV)	(V)	(VI)	(VII)	(VIII)
(A)	Promoter and Promoter Group						
	-1 Indian						
	(a) Individuals/ Hindu Undivided Family						
	(b) Central Government/ State Government(s)						
	(c) Bodies Corporate						
	(d) Financial Institutions/ Banks						
	(e) Any Other (specify)						
	Sub-Total (A)(1)						
	-2 Foreign						
	(a) Individuals (Non-Resident Individuals/ Foreign Individuals)						
	(b) Bodies Corporate						
	(c) Institutions						
	(d) Any Other (specify)						
	Sub-Total (A)(2)						
	Total Shareholding of Promoter and Promoter Group (A)= (A)(1)+(A)(2)						
(B)	Public shareholding						
	-1 Institutions						
	(a) Mutual Funds/ UTI						
	(b) Financial Institutions/ Banks						
	(c) Central Government/ State Government(s)						
	(d) Venture Capital Funds						
	(e) Insurance Companies						
	(f) Foreign Institutional Investors						
	(g) Foreign Venture Capital Investors						
	(h) Any Other (specify)						
	Sub-Total (B)(1)						
	-2 Non-institutions						
	(a) Bodies Corporate						
	(b) Individuals -						
	i. Individual shareholders holding nominal share capital up to Rs. 1 lakh.						
	ii. Individual shareholders holding nominal share capital in excess of Rs. 1 lakh.						
	(c) Any Other (specify)						
	Sub-Total (B)(2)						
	Total Public Shareholding (B)= (B)(1)+(B)(2)						
	TOTAL (A)+(B)						
(C)	Shares held by Custodians and against which Depository Receipts have been issued						
	GRAND TOTAL (A)+(B)+(C)						

NA

